

**Kayla Ross**

**Reading Suitcase**

**Grade: Kindergarten**

**Theme: Corduroy**



Dear Parents and Families,

Sharing stories with your child is a great way to help them get ahead in reading and other subjects in school, and also a fun time that you can have together. This bag contains books and activities for you and your child to complete together to practice reading in your home. Included are three books, all about a favorite classroom friend named Corduroy. The first, *Corduroy*, tells the story of how Corduroy went from a lonely department store shelf to living at home with a family. The second, *A Pocket for Corduroy*, tells the story of Corduroy's search for the one thing he doesn't have, a pocket for his green overalls. The third, *Corduroy Lost and Found*, tells of how Corduroy's search for the perfect birthday gift for his friend Lisa goes horribly wrong. With each book, there is a sheet of questions to ask your child as you read the book aloud. Feel free to come up with your own questions to add to these, and be sure to stop and discuss any interesting pictures or unfamiliar words your child may not understand. After you have read all three books, there are also activities that you can help your child complete that help tie in other subjects, just like we do in school. The reading activity includes an action rhyme, which children love acting out (especially if an adult does it with them!), and also gives them a chance to practice rhyming sounds, which will help them develop better reading skills. The writing activity asks your child to write a story of their own based on Corduroy. While it can be tempting to let them dictate and write the story for them, it is really helpful for your child to sound out how they think words should be spelled, even if their end product is not correct. The math activity involves counting buttons to practice good number skills. The science activity is a cut and paste activity where the children sort characteristics of real bears and toy bears to help get students thinking about life science.


All of these activities can help your child practice skills for school, but most importantly, use them to have a little fun with your child. When your child sees that the adults they love are excited to learn, they will get excited too! Everything you need is right here in this bag, and if you have any questions about how to use them or why I have selected an activity, feel free to contact me. Thank you so much for helping your child learn with me!

Have fun learning with your child,

Kayla Ross, Kindergarten

**Book 1: Corduroy**

**By Don Freeman**



Please read the book aloud to your child and ask the following questions:

**While Looking at the Cover:** What do you see? What do you think this story will be about?

**On Page 2:** Which toy would you choose if we were shopping at this store?

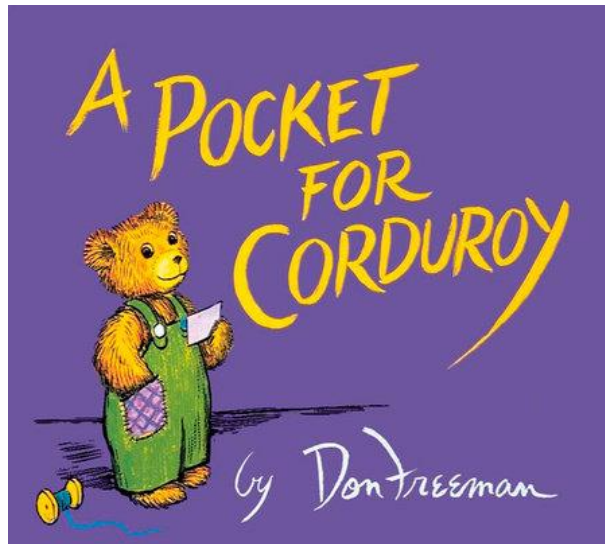
**On Page 11:** Have you ever lost something? Where did you look to find it?

**On Page 21:** What will the night watchman think when he finds Corduroy?

**On Page 32:** Do you think Corduroy will like living with Lisa better than he did living in the department store?

## Book 2: A Pocket for Corduroy

By Don Freeman



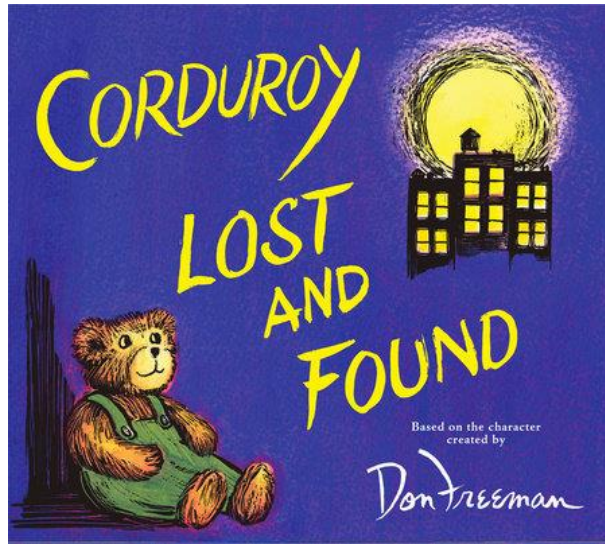
**On the front cover:** How does Corduroy look in this picture? Is he happy or sad? What do you think will happen to him in this story?

**On page 5:** What do you keep in your pockets? Have you ever accidentally washed something that was in your pocket?

**On page 12:** Do you think Corduroy will really still be there when Lisa comes back tomorrow?

**On page 28:** What do you think Corduroy will keep in his pockets?

**Book 3: Corduroy Lost and Found**  
**By B.G. Hennessy**



**On the front cover:** Who or what do you think will be lost in this book? Who will find it?

**On page 2:** What should Corduroy get Lisa for her birthday?

**On page 11:** Does Corduroy really see a balloon? Can he give this item to Lisa?

**On page 19:** Do you think Corduroy will be able to find Lisa and his balloon?

**On page 27:** Lisa wanted to spend her birthday with Corduroy. Who would you want to spend your birthday with?

### Reading Activity

Teddy Bear Teddy Bear is a fun action rhyme, and this time we changed the words a little for our favorite teddy bear. If you don't know the tune, your child can show you so that both of you can sing and act out what Corduroy is doing. Then have your child highlight each pair of rhyming words with a different color.

Corduroy, Corduroy,

Turn around!

Corduroy, Corduroy,

Touch the ground!

Corduroy, Corduroy,

Jump up high!

Corduroy, Corduroy,

Touch the sky!

Corduroy, Corduroy,

Bend down low!

Corduroy, Corduroy,

Touch your toes!

Corduroy, Corduroy,

Turn out the light!

Corduroy, Corduroy,

Say good night!



### **Writing Activity**

In his books, Corduroy gets to do a lot of things that he has “always wanted to do”. Help your child trace the words “I have always wanted to” and then write and illustrate a short story about something that they have always wanted to do. Extra copies of the page are included so your whole family can write one too if they’d like (your child will love watching you do “homework”). Afterwards, have your child “read” their story out loud to you and explain their picture. If you or any other family members wrote a story, take turns sharing them out loud and discussing what everyone wrote. Keep in mind that at this point spelling, grammar, and punctuation are not important, you’re just helping your child learn how to put their thoughts together into a story.



I have always wanted to put new styles every!



### **Math Activity**

This activity will help your child practice their counting skills, and can be used for adding later on when they have mastered counting. Take a handful of buttons out of the bag included in the suitcase and place them on the Corduroy picture. Ask your child to count how many buttons Corduroy found. If they are able to do that, take another handful and add it, asking your child how many buttons there are now. Repeat this many times, having your child count different amounts of buttons each time. Then let your child pick out a few buttons (No more than 5 if your child really struggles to count and no more than 20 even if your child is an expert counter) and glue them to the page. Ask your child to count how many buttons Corduroy has found, and then have them write the number on the line.

# CORDUROY




Corduroy found \_\_\_\_\_ buttons

### **Science Activity**

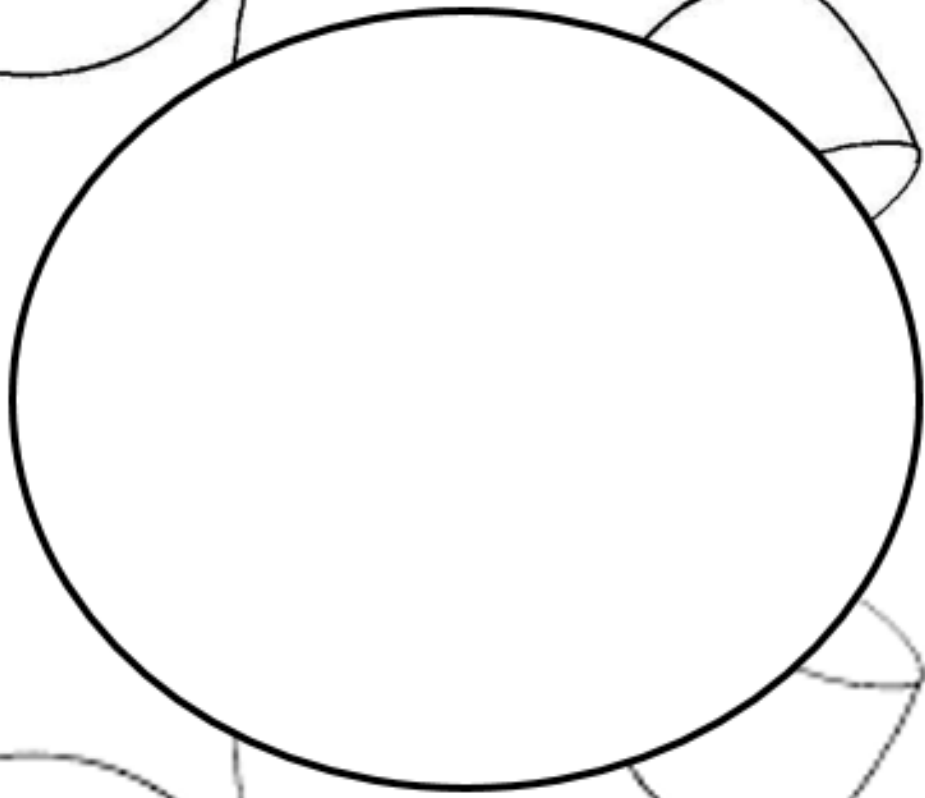
For this activity, your child will explore the difference between living and nonliving things by comparing a toy bear like Corduroy with a real bear. Instruct your child to cut out the word boxes and help them read the words in each one. If your child thinks the words describe a real bear, they should paste them on the real bear side, if they describe Corduroy, paste them on the Corduroy side, and if they describe both, paste them in the circle in the middle. Discuss each answer with your child before they actually paste the answers down.

Has fur	Sleeps in a bed
Wears pants	Catches fish
Lives in a cave	Has a family
Lives in an apartment	Hibernates

Corduroy



Both



Real Bears

